


KEYSTONE HEWN-STONE

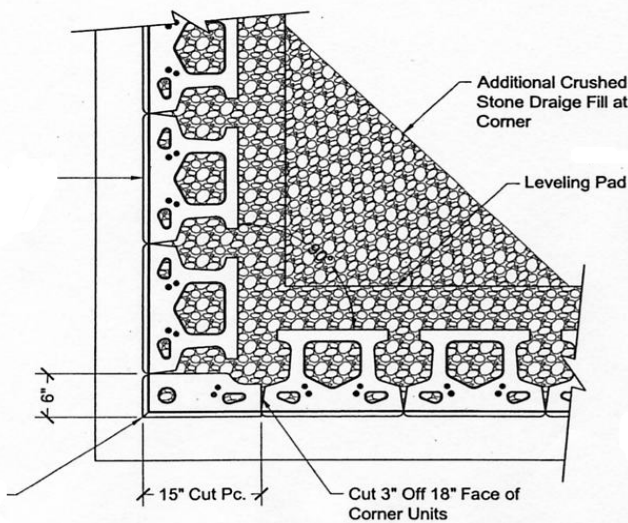

Return Corner Installation Instructions

In order to make the return corners work to bond on the Keystone Hewnstone walls, it is necessary to modify them by cutting them to approximately 15" long. It is recommended that you lay the wall out first and then mark the return corners for cutting that will work for your specific application. Below are some guidelines to help you with this task, or you may ask any Fendt Representative for assistance.

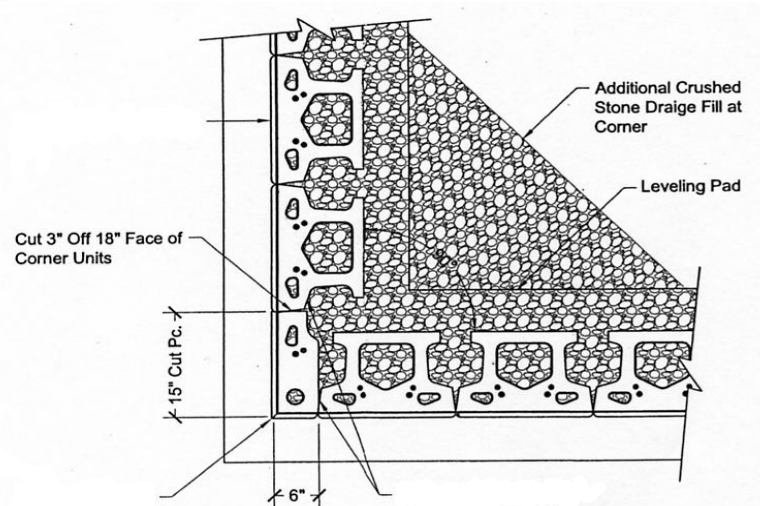
Regular Hewnstone Return Corner



Modified Hewnstone Return Corner



Typical Base and / or Odd Numbered Courses



Typical Second and / or Even Numbered Courses



Farmington Hills
22005 Gill Road, P.O. Box 418
Farmington Hills, Mi. 48332-0418
(248) 474-3211 Fax (248) 474-8110

fendtproducts.com

Ann Arbor
3285 West Liberty
Ann Arbor, Mi. 48103-9795
(734) 663-4277 Fax (734) 663-6515